



Specification Data

Positioners


Capacity : 10 Tonne

Fixed Height

Model: PE10-1.8C-WE

RedRock Positioner Model PE10-1.8C-WE Series is designed to give maximum positioning flexibility by using the tilt and rotation of the table to manipulate the work piece into the correct 'down hand' position for welding or to position accurately for assembly and manufacturing requirements . The table is machined with four radial slots for anchor bolts and centric marking on the surface table, a set of tapered bearing mounted below the table to give a smooth and constant turning during operation. Powered driven by AC motor controlled by AC inverter system. A variable speed controlled by a standard control pendant with low voltage push button and potentiometer with a 6-metre control cable built in. Tilt movement is electrically powered driven by 4KW AC motor with dynamic braking through reducer gearbox. Built in with 800amps rotary clamp to ensure good earthing to the welding power source.

Table diameter 1800mm.



Specifications

Model:	PE10-1.8C-WE
Pendant Control:	24VAC circuit, push button with 6metre cable
Input voltage:	380-415V/3phase/50-60Hz (specify voltage requirement when ordering)
Rotation Capacity:	10 metric tons at 300mm
Rotation Speed:	0.048 to 0.48 rpm running at 50Hz
Tilting Capacity:	10 metric tons at 300mm c of g
Tilt Range:	0 to 135 Degrees
Tilt Speed:	135 degrees in 160 seconds running at 50 Hz
Rotation Drive Motor:	1 x 4 KW motor
Rotation Drive Control:	4KW AC inverter
Tilt Drive Motor:	1 x 4KW motor c/w brake
Estimate weight:	4500kg

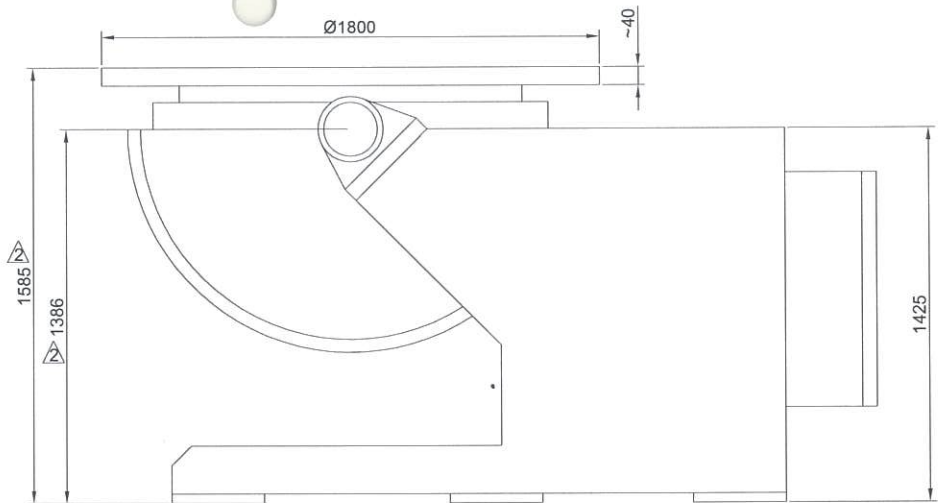
PE10-1.8-C-WE (10 Tonne)

Specifications for Positioner

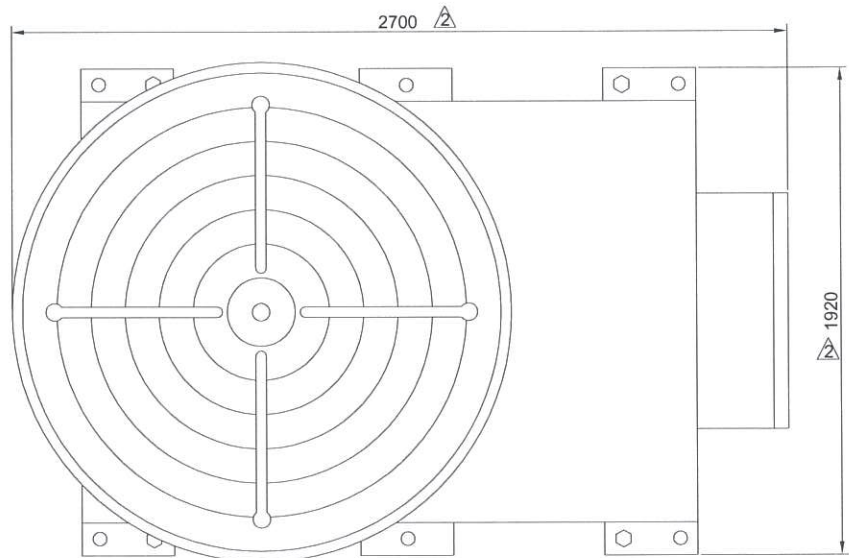
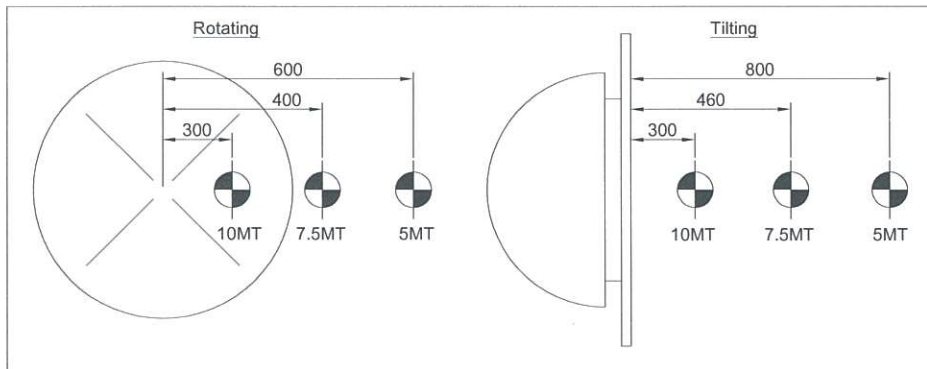
1	Model	PE10-1.8C-WE
2	Capacity	10 Metric Ton
3	Table Size	Dia. 1800mm
4	Rotation Speed	0.048~0.48rpm running at 5~50Hz
5	Tilt Speed	135° in 160s running at 50Hz
6	Tilt Range	0° ~ 135°
7	Electrical Panel	Yes
8	Slots	4x 19mm Through Slots
9	Incoming Supply	380/400/415V-3P-50Hz or 440/460/480V-3P-60Hz ¹
10	Control Voltage	24Vac
11	Rotation Drive Control	4kW AC Inverter
12	Rotation Drive	4kW AC Motor c/w Force Cooling Fan
13	Tilt Drive Control	N.A.
14	Tilt Drive	4kW AC Motor c/w Brake
15	Control Means	Via Push Button Pendant c/w 6m Cable
16	Surface Preparation	Gritblast to SA2.5
17	Painting	Lead free, 2 Coats Zinc Phosphate, 1 Coat Polyurethane
18	Colour	RAL3003 Red & RAL 9005 Black for tilting box and table
19	Qty	1 Unit
20	Weight	~4500kg
21	Shipping Size	271 x 202 x 159 cm

Note:

1. Input terminals are wired for 400V by default.
2. This drawing is accurate at the time of preparation and maybe subjected to final design changes.



Load Chart



All dimensions in mm unless otherwise specified.

2	09-06-11	Update on dimensions and tilting speed	IC	
1	30-03-11	Change in rotational speed	IC	
REV	DATE	DESCRIPTION	EDIT BY	REMARKS



CUSTOMER APPROVAL



CHECKED BY:

DRAWN BY: IC



CUSTOMER:

DRAWING NAME: Positioner 10MT

DRAWING NO.: PD-0054-GA02

THE ORIGINAL AND ALL COPIES OF THIS DRAWING TOGETHER WITH THE COPYRIGHT THEREOF ARE THE SOLE PROPERTY OF REDROCK. DESIGN AND SPECIFICATIONS ARE SUBJECT TO CHANGE WITHOUT PRIOR NOTICE.

SCALE: N.T.S.

REVISION: 2

SHEET: 1 OF 1